

Aluminum Universal System

Design *X-line*



Index :

INNOVATION kit 49 & 50	page/Seite 3-4
1. KIT 49	Page/Seite 5-6
2. KIT 50	Page/Seite.7-8
3. KIT accessories / KIT Zubehör	Page/Seite 9
4. PROFILES AND ACCESSORIES FOR X-line RAIL HORIZONTAL & VERTICAL & square / quadrat	Page/Seite 10-11
6. PROFILES AND ACCESSORIES FOR X-line RAIL Ø 30 & X-line Glass	Page/Seite 12
7. HANDRAIL/ HANDLAUF	Page/Seite 13-14
8. Module Kit 49 & 50 / combinations/ Kombinationen	Page/Seite 15-20
9. KIT 49/1 - KIT 50/1	Page/Seite 21-24
10. Accessories for Glass with kit 49/1 & 50/1	Page/Seite 25
11. Module Kit 49/1 - KIT 50/1	Page/Seite 26-27
12. KIT 49 for / für sunbrakers + railings /Geländer	
13. KIT 50 for / für sunbrakers + railings /Geländer	
14. Kits optimized/optimiert : Sunbrakers , Sunbrakers + railings /Geländer	
15. Module : Sunbrakers , Sunbrakers+ railings /Geländer	



The system presented in the catalog is an Aluminum Universal-multifunctional system which allows the development of a wide range of products.

In traditional systems screws joining the primary with secondary structures require very high precision in the design phase as well as at the production and installation process. With this system only the use of three keys, a saw for cutting profiles and a working table for assembling the products are enough.

With the same kits can be created different products such as railings, balustrades, canopies, glass partition systems, wind screens, , ventilated facades, fences, sunbrakers ,handles ,elves, etc. Another feature of this system is the possibility of combining different products. The possibility for the customer to create a new product according to his needs.

This innovative system offers competitive cost, high quality, speed and high flexibility at the stage of assembly and installation. Universal-multifunction system **Design X-line** is an absolute novelty in international markets.

Die in dem Katalog vorgestellten System ist ein Aluminium Universal Multifunktionssystem, das die Entwicklung einer breiten Palette von Produkten ermöglicht.

In traditionellen Systemen eine sehr hohe Präzision in der Konstruktion als auch bei der Herstellung und Installation erfordert. Mit diesem System nur die Verwendung von drei Tasten, eine Säge zum Schneiden von Profilen und einem Arbeitstisch für die Montage der Produkte sind ausreichend.

Mit gleichem Kits können unterschiedliche Produkte erzeugt werden wie Geländer, Glass Vordächer, Glastrennwandsystemen, Windschutz, hinterlüfteten Fassaden, Zäune, Sonnen Lamellen , Griffe, Regale, usw.

Ein weiteres Merkmal dieses Systems ist die Möglichkeit der Kombination von verschiedenen Produkten. Die Möglichkeit für den Kunden, ein neues Produkt nach seinen Bedürfnissen zu erstellen.

Dieses innovative System bietet wettbewerbsfähige Kosten, hohe Qualität, Schnelligkeit und hohe Flexibilität in der Phase der Montage und Installation. Universal-Multifunktionssystem **Design X-Line** ist ein absolutes Novum in internationalen Märkten.

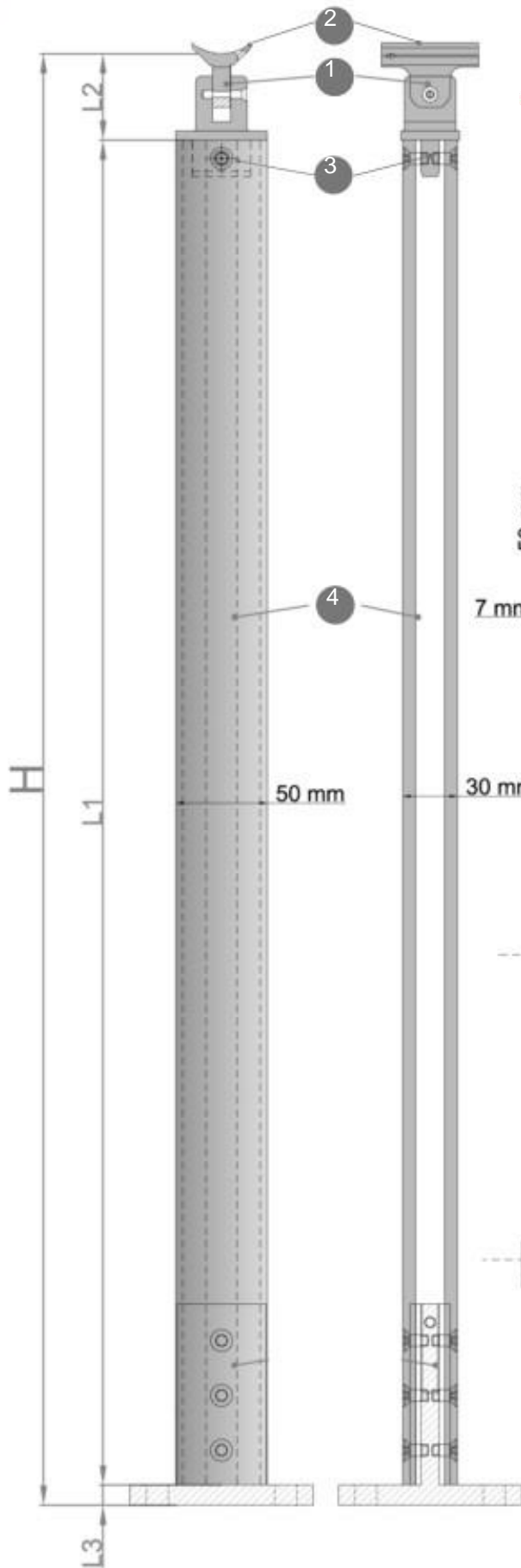


Specification of kit 49 / Spezifikation von Kit 49

Specification of kit 50 / Spezifikation von Kit 50

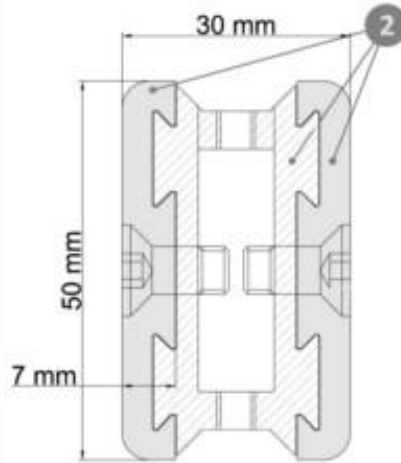
Specification of kit 60% / Spezifikation von Kit 49/1 & 50/1

KIT 49 with/mit dimension 50 x 30 includes/enthält :



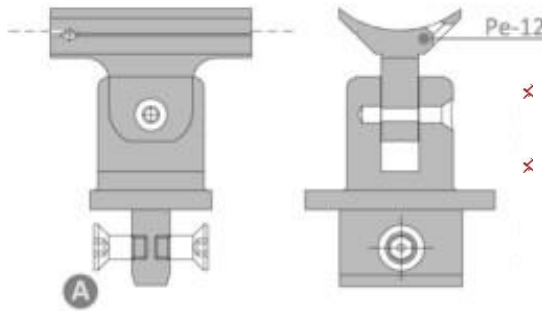
× 1+2+3: Handrail post support/ Handlaufstuetzen

× 4: Double/doppelt Lama 50 x 7

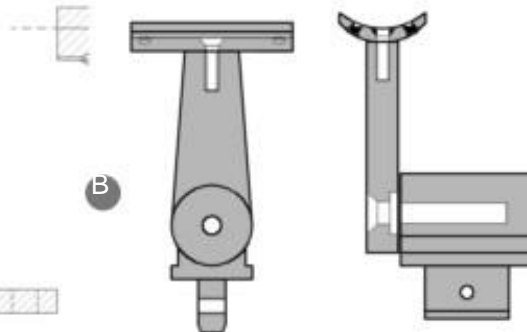


Horizontal cross-section/
horizontalen Querschnitt

S
Handrail post support/ Handlaufstuetze



× Lateral & front view of standard handrail post support(fig.A)
× Seiten- und Vorderansicht der Standard Handlauf Post-Unterstützung (fig. A)



× Lateral & front view of extra side handrail post support(fig.B)
× Seiten- und Vorderansicht der extra seiten Handlauf Post-Unterstützung (fig. A)

× The height of the kit is shown on the drawing left with a capital "H" /
× Die Höhe des Kits wird die auf der Zeichnung nach links mit einem großen "H" gezeigt.

× The height "H" of the kit =
the height of the lama 50 x 7 (L1) +
Height of handrail support (L2 = 47 mm) +
height of the flange (L3=12mm) /

× Die Höhe "H" des Kits =
Höhe der Lama 50 x 7 (L1) +
Höhe der Handlauf (L2 = 47 mm) +
Höhe der Flansche (L3 = 12 mm)

$$H = L1 + L2 + L3$$

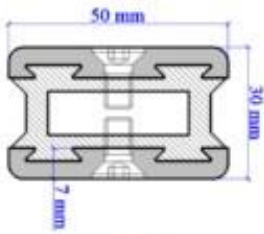
× Handrail side post support Code Nr. 49- 12/50 **is not included in the kit**

× Seiten Handlaufstuetzen Code Nr. 49- 12/50 **wird nicht in dem Kit enthalten**

× Post basements Code Nr. 49- 156/1 & 49-212+213/1 **are not included in the kit**

× Pfosten Anker Code Nr. 49- 156-1 & 49-213+213/1 **werden nicht in dem Kit enthalten**

1. X-line Kit 49



Height / Höhe H- mm
400
450
500
550
600
650
700
750
800
49
900
950
1000
1050
1100
1150
1200
1250
1300
1350
1400
1450
1500

Accessories / Zubehör / KIT 49 :

	Bottom base / Bodenanker	
	Code Nr	Qty/ package
	49- 156/1	50
	Wall base / Wandanker +cursor	
	Code Nr	Qty/ package
	49-156/7 + 49- 200/3	50
	Lateral base S / Wandanker S +cursor	
	Code Nr.	Qty/ package
	49- 212+213/1	50
	Single sliding/Einzelschiebe Cursor for Kit 49 & 50	
	Code Nr.	Qty/ package
	49-50- 227	300
	Single sliding/Einzelschiebe Cursor +M5	
	Code Nr.	Qty/ package
	49-50- 227/1	300
	Double sliding/Doppelschleifer Cursor for Kit 49 light	
	Code Nr.	Qty/ package
	49- 203	150
	Double sliding /Doppelschleifer Cursor for Kit 49 S	
	Code Nr.	Qty/ package
	49- 203/2	150
	Post caps/Pfostenkappen	
	Code Nr.	Qty/ package
	49- 48/1/50	100
	Handrail side post support/ Seiten Handlaufstuetzen	
	Code Nr.	Qty/ package
	49- 12/50	20
	Universal Linear Cover Cap Cursor	
	Code Nr.	Qty/ package
	49-50-3054	36lm

1



2



3



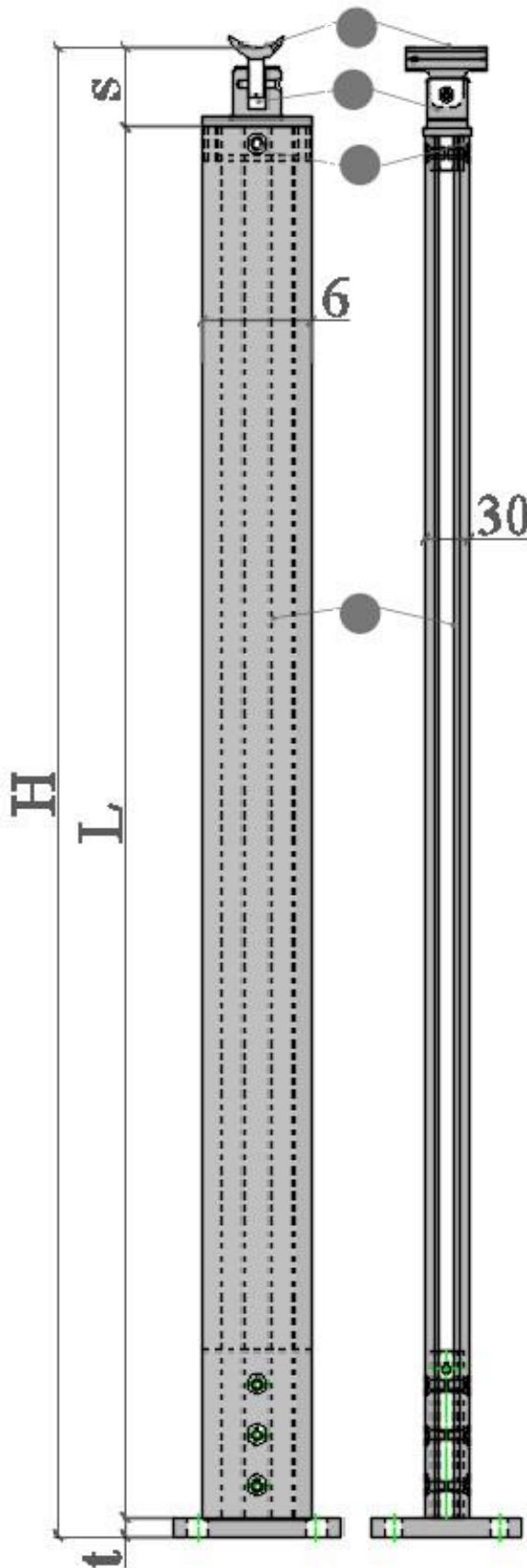
4



- KIT 49 (STANDARD)
- KIT 49 with/ mit - 49-156 /1 **(not included in the KIT/nicht in dem Kit enthalten)**
- KIT 49 with / mit 49- 156 /7 **(not included in the KIT/nicht in dem Kit enthalten)**
- KIT 49 with/ mit - 49- 212+213 /1 **(not included in the KIT/nicht in dem Kit enthalten)**

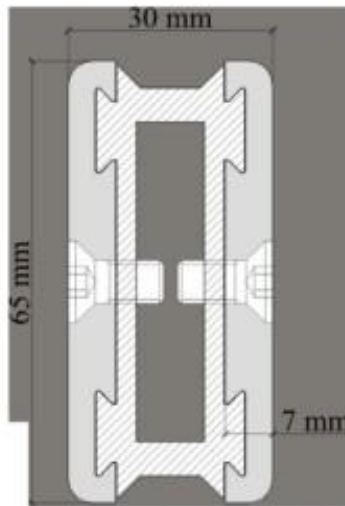
2. X-line KIT 50

KIT 50 with/mit dimension 65 x 30 includes/enthält :



× 1+2+3: Handrail post support/ Handlaufstuetzen

× 4 : Double/doppelt Lama 65 x 7



Horizontal cross-section/
horizontalen Querschnitt

Handrail post support/ Handlaufstuetze

× The height of the kit is shown on the drawing left with a capital "H" /
× Die Höhe des Kits wird die auf der Zeichnung nach links mit einem großen "H" gezeigt.

× The height "H" of the kit =
the height of the lama 50 x 7 (L1) +
Height of handrail support (L2 = 47 mm) +
height of the flange (L3=12mm) /

× Die Höhe "H" des Kits =
Höhe der Lama 50 x 7 (L1) +
Höhe der Handlauf (L2 = 47 mm) +
Höhe der Flansche (L3 = 12 mm)

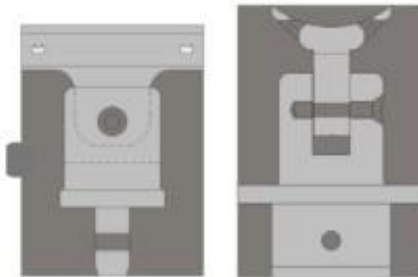
$$H = L1 + L2 + L3$$

× Handrail side post support Code Nr. 49- 12/50 **is not included in the kit**

× Seiten Handlaufstuetzen Code Nr. 49- 12/50 **wird nicht in dem Kit enthalten**

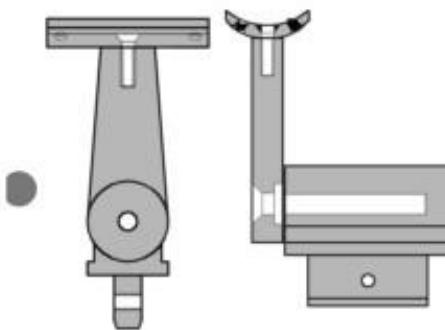
× Post basements Code Nr. 49- 156/1 & 49-212+213/1 **are not included in the kit**

× Pfosten Anker Code Nr. 49- 156-1 & 49-213+213/1 **werden nicht in dem Kit enthalten**



× Lateral & front view of standard handrail post support(fig.A)

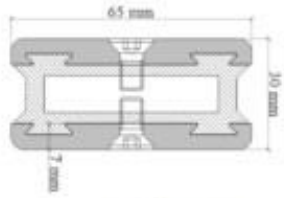
× Seiten- und Vorderansicht der Standard Handlauf Post-Unterstützung (fig. A)



× Lateral & front view of extra side handrail post support(fig.B)

× Seiten- und Vorderansicht der extra seiten Handlauf Post-Unterstützung (fig. A)

2. X-line KIT 50



Height / Höhe H- mm

400
450
500
550
600
650
700
750
800
49
900
950
1000
1050
1100
1150
1200
1250
1300
1350
1400
1450
1500

Accessories / Zubehör / KIT 50 :

	Bottom base / Bodenanker	
	Code Nr	Qty/ package
	50- 156/2	50
	Side base / Wandanker	
	Code Nr	Qty/ package
	50- 156/8 + 50- 204/3	50
	Side base S / Wandanker S	
	Code Nr	Qty/ package
	50- 214+215/1	50
	Single universal Cursor for Kit 49 & 50 I	
	Code Nr	Qty/ package
	49-50- 227	300
	Single universal Cursor for Kit 49 & 50 +M5	
	Code Nr	Qty/ package
	49-50- 227/1	300
	Double Cursor for Kit 50 light	
	Code Nr	Qty/ package
	50- 209	150
	Double Cursor for Kit 50 S	
	Code Nr	Qty/ package
	50- 209/2	150
	Post caps/Pfostenkappen	
	Code Nr	Qty/ package
	50- 48/3/65	100
	Handrail side post support/ Seiten Handlaufstuetzen	
	Code Nr	Qty/ package
	50- 12/65	20
	Universal Linear Cover Cap Cursor	
	Code Nr	Qty/ package
	49-50-3054	36lm

1

2



3



4



- KIT 49 complete/komplett
- KIT 49 with/ mit - 49-156 /1 **(not included in the KIT/nicht in dem Kit enthalten)**
- KIT 49 with/ mit 49- 156 /7 **(not included in the KIT/nicht in dem Kit enthalten)**
- KIT 49 with/ mit - 49- 212+213 /1 **(not included in the KIT/nicht in dem Kit enthalten)**

3. KIT accessories / KIT Zubehör

Image/Bild	Code Nr.	Description/Beschreibung	Qty/ package
	900-97/1/34	Cross Bar Holder Φ 16 Traversenhalter Φ 16	250
	900- 97/05	Cross Bar Holder 16 x 16 square Traversenhalter 16x16 quadrat	250
	900-100/50	Sliding cursor for direct fixing of profiles with sliding channel bar : Φ 16, square 15x15, 20x15 ,25x15	200
	900-800/30	Cross Bar Holder horizontal Φ 30 Traversenhalter Horizontal Φ 30	160
	950-225+226	Holder /Halter Glass Profile-Guide /Führungsprofil 950-2717 & 950-2716	75
	950-101+102/40	Glass holder /Glasshalter 40mm for glass 10mm	75
	950 -101+102/100	Glass holder /Glasshalter 100mm for glass 12mm	75
	950- 133/11	Double/ doppelt Glass spider	40

4. PROFILES AND ACCESSORIES FOR *X-line RAIL* HORIZONTAL & VERTICAL

Image/Bild	Code Nr.	Description/Beschreibung		Qty/ package
	900-08	Rod / Stab Ø 16 / 6 lm		108
	900- 08/1	Rod / Stab Ø 16 / 6lm		108
	900-02	Profile / Rohr Ø 16 / 6lm		108
	900-3122	Rod / Stab Ø 16 / 6lm		108
	900-3192	Rod / Stab Ø 16 / 6lm		108
	900-3119	Cover Profile / Deckprofil /6lm		90
	900-51/20	Endcaps /Endkappen For Ø 16 900-08		500
	900-51/2/20	Endcaps /Endkappen For Ø 16 900-08/1		500
	900-51/3/20	Endcaps /Endkappen For Ø 16 900-02		500
	900- 36	Connection ring / Verbindungsring Ø 16 mm		300
	900- 60/5	Connector /Verbinder For Ø 16 900-08		100
	900-60/5/3	Connector /Verbinder For Ø 16 900-08/1		100
	900-60/5/2	Connector /Verbinder For Ø 16 900-02		100
	900- 271	Adjustable Connector /einstellbare Verbinder For Ø16 mm		150
	900-27/1	Connector /Verbinder 90° For Ø 16mm		100
	900-27/2	Connector /Verbinder 120° For Ø 16mm		100





4. PROFILES AND ACCESSORIES FOR

X-line RAIL square / quadrat

Image/Bild	Code Nr.	Description/Beschreibung			Qty/ package
	900- 2604	Rod / Stab 16x 16			108
	900- 2676	Profile / Rohr 16 x16			108
	900- 3116	Rod / Stab 15x 15			108
	900-3193	Rod / Stab 15x 15			108
	900- 3119	Cover Profile / Deckprofil			90
	900- 51/16 K	Endcaps /Endkappen For 16x16 900-2604			500
	900- 137	Endcaps /Endkappen For 16x16 900-2676			500
	900 - 51/15K	Endcaps /Endkappen For 15x15 900-3116			500
	900- 60/16 K	Connector /Verbinder For 16x16 900-2604			100
	900- 138	Connector /Verbinder For 16x16 900-2676			100
	900 - 60/15 K	Connector /Verbinder For 15x15 900-3116			100
	900- 277/16 K	Adjustable Connector /einstellbare Verbinder For 16x16 mm 900-2604			200
	900- 139/16 K	Adjustable Connector /einstellbare Verbinder For 16x16 mm 900-2676			200
	900 - 277/15 K	Adjustable Connector /einstellbare Verbinder For 15x15 mm 900-3116			200
	900- 27/1 K	Connector /Verbinder 90° For 16 x 16mm			100
	900- 27/2 K	Connector /Verbinder 120° For 16 x 16mm			100




5. PROFILES AND ACCESSORIES FOR

X-line RAIL Ø 30

Image/Bild	Code Nr.	Description/Beschreibung			Qty/ package
	900- 3076	Profile / Rohr Ø 30 / 6 lm with double channel / mit zwei Kanälen			48
	900- 3075	Profile /Rohr 40 x 11 mm / 6lm			48
	900- 09	Cover Profile / Deckprofil Ø30 /lm			540
	900- 273	Adjustable Connector / einstellbare Verbinder Ø30 mm			42
	900- 49/22	Endcaps /Endkappen For Ø30			150
	900- 03/1	Profile / Rohr Ø 30 / 6 lm with single channel / mit ein Kanal			48
	900- 49/21	Endcaps /Endkappen For 900-03/1			150







6. PROFILES AND ACCESSORIES FOR

X-line Glass

Image/Bild	Code Nr.	Description/Beschreibung			Qty/ package
	950- 2716	Profile-Guide /Führungsprofil 6lm for /für Glass 10/12mm			36
	950- 2717	Profile-Guide /Führungsprofil 6lm for /für Glass 16mm			36
	SH-950- 48/30	Endcaps /Endkappen			150

7. HANDRAIL/ HANDLAUF

Ø 50					
Image/Bild	Code Nr.	Description/Beschreibung			Qty/ Package
	1100-04	Handrail / Handlauf Ø 50 mm 6000mm			48
	1100-04 SOFT	Handrail / Handlauf Ø 50 mm soft /weich 6000mm			48
	1100- 46/20	Endcaps /Endkappen Ø 50			96
	1100- 33	Connection ring / Verbindungsring Ø 50mm			150
	1100- 60/1	Connector /Verbinder Ø 50mm			96
	1100- 41/1	Wall base /Wandanker Ø 50 mm			120
	1100- 270	Adjustable Connector /einstellbare Verbinder Ø 50 mm			42

80x30 mm					
Image	Code Nr.	Description/Beschrreibung			Qty/ Package
	1100- 2532	Handrail / Handlauf 80x30mm			24
	SH-1100- 46/K	Endcaps /Endkappen 80x30 mm			96
	SH-1100- 60 k	Connection ring / Verbindungsring 80x30 mm			150
	PU-1100-274	Adjustable Connector /einstellbare Verbinder horizontal 80x30 mm			30
	PU-1100- 276	Adjustable Connector /einstellbare Verbinder horizontal + vertical 80x30 mm			30
	PU-1100- 278	Handrail 80x30 mm angular connector Handlauf 80x30mm eckig Verbinder			60
	SH-1100- 41/1 K	Wall base /Wandanker 80x30 mm			120

7. HANDRAIL/ HANDLAUF

50x30 mm					
Image/Bild	Code Nr.	Description/Beschreibung			Qty/ Package
	1100- 2829	Handrail / Handlauf 50x27mm			48
	1100- 128	Endcaps /Endkappen 50x27 mm			100
	1100-131	Connection ring / Verbindungsring 50x27 mm			150
	1100-134	Adjustable Connector /einstellbare Verbinder 50x27 mm			60
	1100 -136	Handrail 50x27 mm angular connector Handlauf 50x27mm eckig Verbinder			120
	1100- 130	Wall base /Wandanker 50x27 mm			150


8. MODULE KIT 49 & 50 - Examples



1100- 04
 1100- 46/20
 49- 12/M4
 49- 201
 49- 202
 900- 97/1/34

900- 08 or 900- 08/1
 oder 900- 02
 900- 51/20
 49- 2952/H
 49- 227

49- 212+213/1



1100- 04

1100- 46/20
 49- 12/M4
 49- 201
 49- 202

49- 2952/H

49- 227

900-3122

900- 51/20

900- 100/50

49- 200/2

49- 156/1/012

8. MODULE KIT 49 & 50 - Beispiele



- 1100- 46/20
- 1100- 04
- 49- 12/M4
- 49- 201
- 49- 202
- 49- 800 + 804
- 900- 3075
- 900- 3076
- 49- 200/2
- 49- 156/1/ 012
- 900- 40/22



- 1100- 46/20
- 1100- 04
- 49- 12/M4
- 201
- 49- 202
- 49- 800 + 804
- 900- 08
- 49- 2952/H
- 49- 97/03 + 05
- 49- 212
- 49- 213/1

8. MODULE KIT 49 & 50 - Examples




- 1100- 46/20
- 1100- 04
- 49- 12/M4
- 49- 201
- 49- 202

- Glass triplex

- 49- 203

- 950- 100+101/40
- 49- 2952/H

- 49- 212+213/1



- 1100- 46/20
- 1100- 04
- 49- 12/M4
- 49- 201
- 49- 202

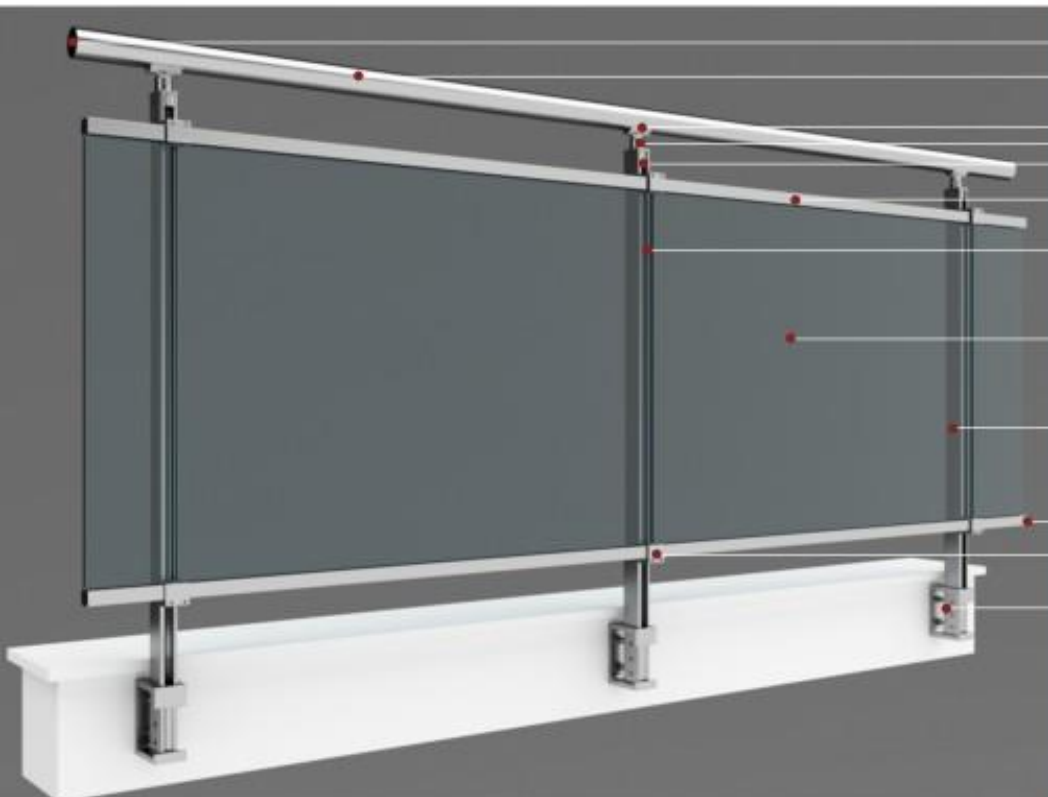
- 49-
- Glass triplex

- 49- 2952/H

- 49- 200/2
- 49- 156/1/012

- 950- 100+101/40

8. MODULE KIT 49 & 50 – Beispiele



1100- 46/20

1100- 04

49- 12/M4

49- 201

49- 202

950- 2716

49- 203

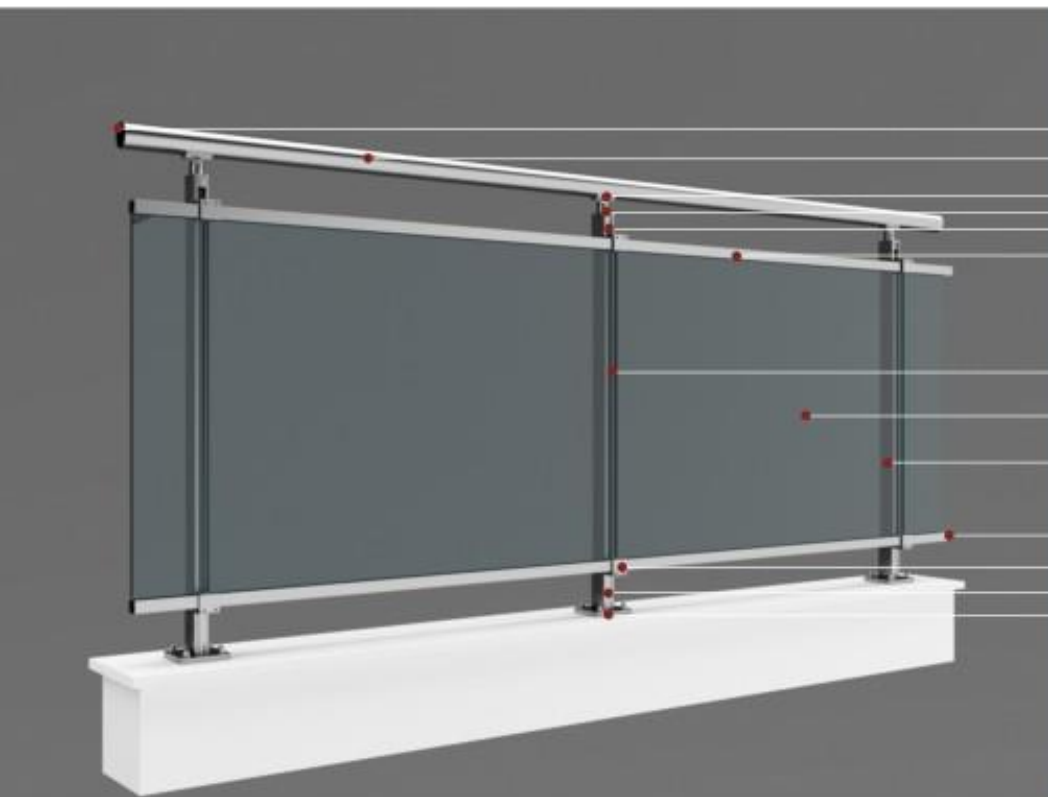
Glass triplex

49- 2952/H

950- 48/30

950- 225+226

49- 212+213/1



1100- 46/20

1100- 04

49- 12/M4

49- 201

49- 202

950- 2716

49- 203

Glass triplex

49- 2952/H


950- 48/30

950- 225+226

49- 200/2

49- 156/1/012

8. MODULE KIT 49 & 50 - Examples



- 1100- 46/20
- 1100- 04
- 49- 12/M4
- 49- 201
- 49- 202

- 49- 203

- 49- 2952/H
- Glass triplex

- 950- 133

- 49- 212+213/1



- 1100- 46/20
- 1100- 04
- 49- 12/M4
- 49- 201
- 49- 202

- 49- 203

- 49- 2952/H
- Glass triplex

- 950- 133
- 49- 200/2
- 49- 156/1/012

8. MODULE KIT 49 & 50 - Beispiele



- 1100- 128
- 1100- 2829
- 49- 12/M4
- 49- 201
- 49- 202
- 900- 97/1/34
- 900- 08 or 900- 08/1 oder 900- 02
- 900- 51/20
- 49- 227
- 49- 2952/H
- 950- 48/30
- Glass triplex
- 950- 2716
- 950- 225+226
- 49- 200/2
- 49- 156/1/012



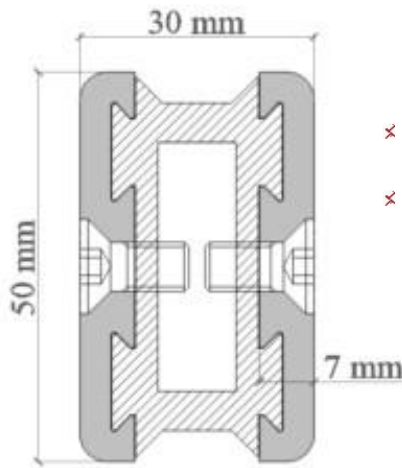
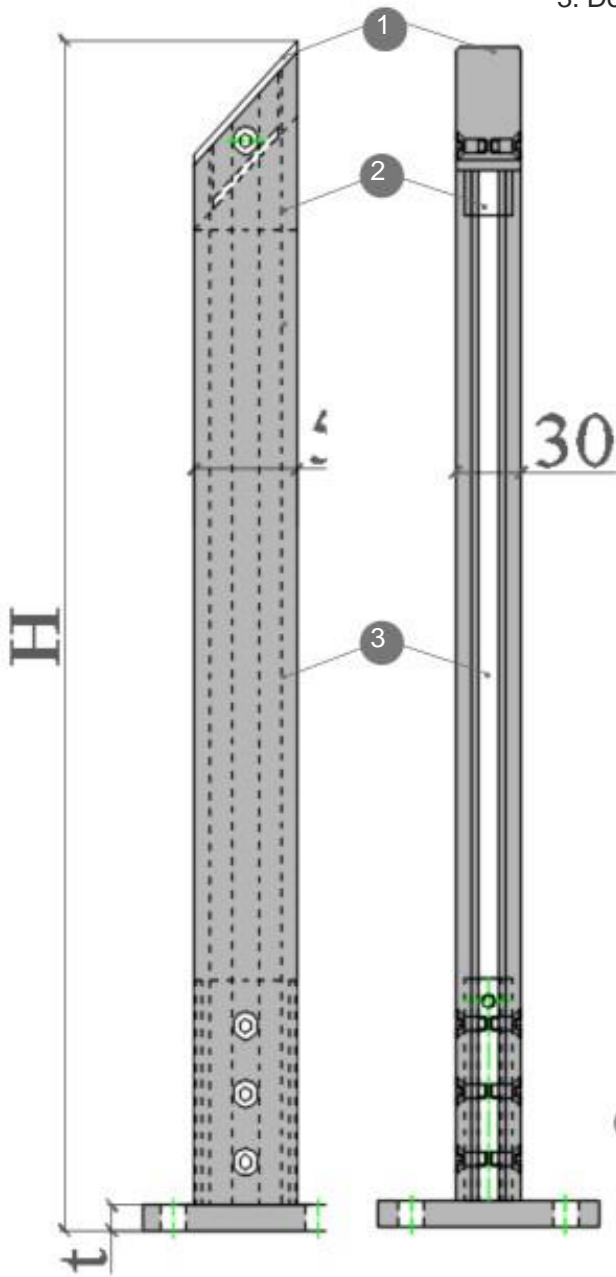
- 1100- 128
- 1100- 2829
- 49- 12/M4
- 49- 201
- 49- 202
- 49- 2952/H
- 900- 97/1/34
- 49- 227
- 900- 08 or 900-08/1 oder 900-PEGA 02
- 900- 51/20
- 950- 2716
- Glass triplex
- 950- 48/30
- 950- 225+226
- 49- 212+213/1

9. KIT 49/1

KIT 49/1 with/mit dimension 50 x 30 includes/enthält :

1+2. *Endcaps /Endkappen & CURSOR 45°*

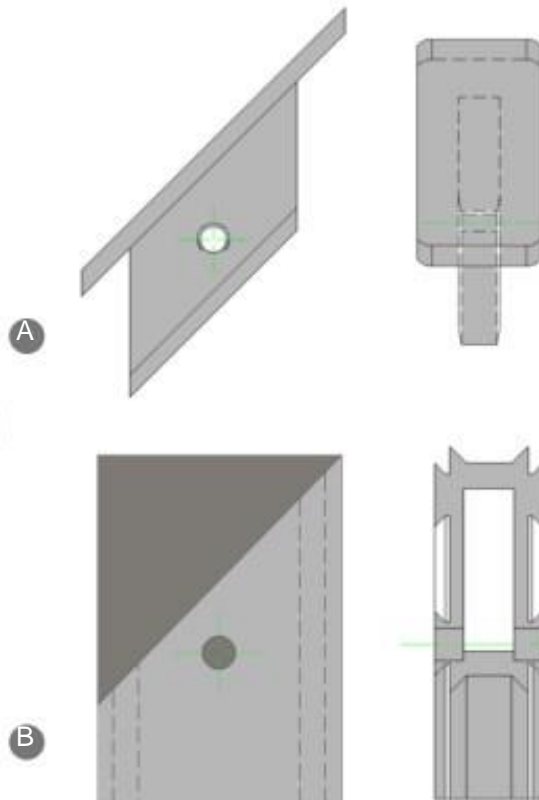
3. *Double/doppelt lame 50 x 7*



Horizontal cross-section/
horizontalen Querschnitt

- × The height of the kit is on the drawing left with a capital "H" /
- × Die Höhe des Kits wird die auf der Zeichnung nach links mit einem großen "H" gezeigt.

KIT ACCESSORIES



Description/Beschreibung :

A) Endcaps /Endkappen 45°
(fig.A)

B) Cursor for endcap
(fig.B)

9. KIT 49/1

Accessories KIT 49/1 :

Height/Höhe H- mm	
500	
600	
880	
980	



	Bottom base / Bodenanker	
	Code Nr.	Qty/ package
	49-156/1	50
	Side base / Wandanker	
	Code Nr.	Qty/ package
	49-156/7 + 49-200/3	50
	Side bases S / Wandanker S	
	Code Nr.	Qty/ package
	49-212+213/1	50
	Single sliding/Einzelschiebe Cursor for Kit 49 & 50	
	Code Nr.	Qty/ package
	49-50-227	300
	Single sliding/Einzelschiebe Cursor for Kit 49 & 50 II	
	Code Nr.	Qty/ package
	49-50-227/1	300
	Double sliding/Doppelschleifer Cursor for Kit 49 light	
	Code Nr.	Qty/ package
	49-203	150
	Double sliding /Doppelschleifer Cursor for Kit 49 S	
	Code Nr.	Qty/ package
	49-203/2	150
	Universal Linear Cover Cap Cursor	
	Code Nr.	Qty/ package
	49-3054	36lm

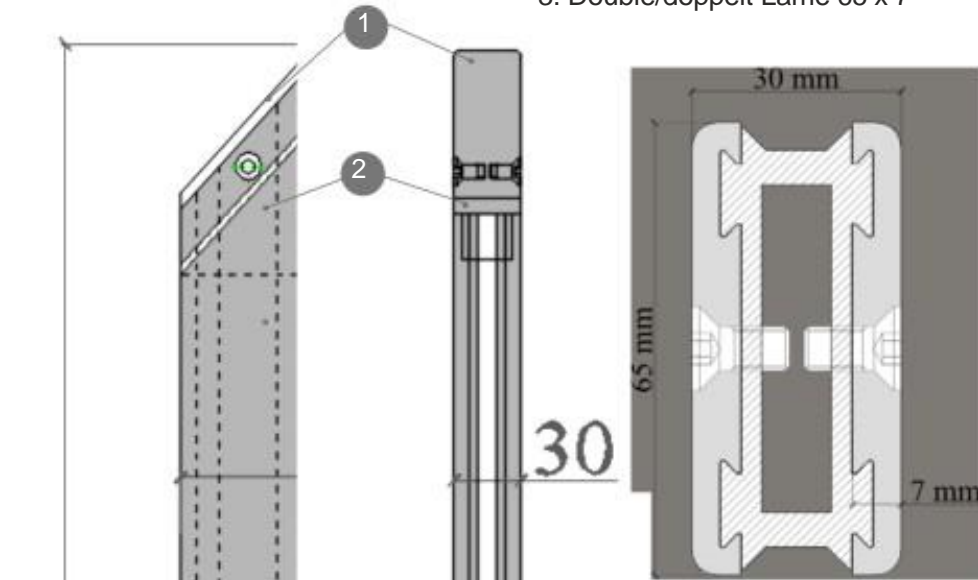
1. KIT 49 (STANDARD)
2. KIT 49 with/ mit - 49-156 /1 **(not included in the KIT/nicht in dem Kit enthalten)**
3. KIT 49 with / mit 49-156 /7 **(not included in the KIT/nicht in dem Kit enthalten)**
4. KIT 49 with/ mit - 49-212+213 /1 **(not included in the KIT/nicht in dem Kit enthalten)**

9. KIT 50/1

KIT 50/1 with/mit dimension 65 x 30 includes/enthält :

1+2. *Endcaps /Endkappen & CURSOR 45 °*

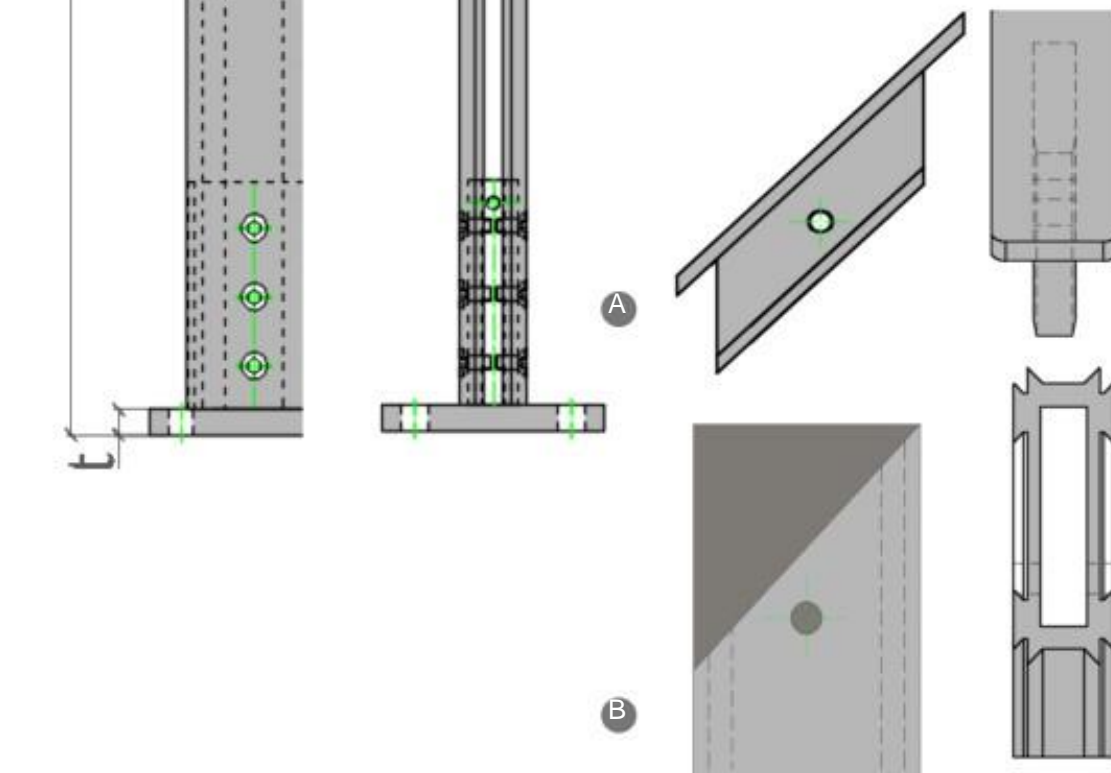
3. *Double/doppelt lame 65 x 7*



- × The height of the kit ison the drawing left with a capital "H" /
- × Die Höhe des Kits wird die auf der Zeichnung nach links mit einem großen "H" gezeigt.

Horizontal cross-section/
horizontalen Querschnitt

KIT ACCESSORIES



Description/Besreibung :

A) Endcaps /Endkappen 45 °
(fig.A)

B) Cursor for endcap
(fig.B)

9. KIT 50/1





1

Height/Höhe H- mm	
500	
600	
880	
980	







1. KIT 50 (STANDARD)
2. KIT 50 with/ mit - 49-156 /1 (not included in the KIT/nicht in dem Kit enthalten)
3. KIT 50 with / mit 49- 156 /7 (not included in the KIT/nicht in dem Kit enthalten)
4. KIT 50 with/ mit - 49- 212+213 /1 (not included in the KIT/nicht in dem Kit enthalten)

Accessories KIT 50/1 :

	Bottom base / Bodenanker	
	Code Nr.	Qty/package
	50-156/2	20
	Wall base S / Wandanker	
	Code Nr.	Qty/package
	50-156/8+ 50- 204/3	15
	Wall base S / Wandanker S	
	Code Nr.	Qty/package
	SH-50-214+215/1	18
	Single universal cursor for Kit 49 & 50 I	
	Code Nr.	Qty/package
	49-50/ 227	300
	Single universal cursor for Kit 49 & 50 +M5	
	Code Nr.	Qty/package
	49-50/227/1	300
	Double cursor for Kit 50 light	
	Code Nr.	Qty/package
	50-209	150
	Double cursor for Kit 50 S	
	Code Nr.	Qty/package
	50-209/2	150
	Universal Linear Cover Cap Cursor	
	Code Nr.	Qty/package
	50- 3054	18lm

10. Accessories for Glass with kit 49/1 & 50/1

Image/Bild	Code Nr.	Description/Beschreibung	Qty/ Package
	49- 101+102/ 100/5	Glass clips /Glass klemmen 100/5	75
	49- 101+102/ 100/10	Glass clips /Glass klemmen 100/10	75
	SH-950-225+226	Holder /Halter Glass Profile-Guide /Führungsprofil 950-2717 & 950-2716	75
	SH-950 - 101+102/100	Glass holder /Glasshalter 100mm for glass 12mm	75

11. MODULE KIT 49/1 - 50/1



950- 2718

Glass triplex

49- 2952/H

950- 48/30

950- 2716

950- 225+226

950- 102/100/10

950- 48/1/50/45

2600- 200/70/50

950- 101/105

49- 200/2

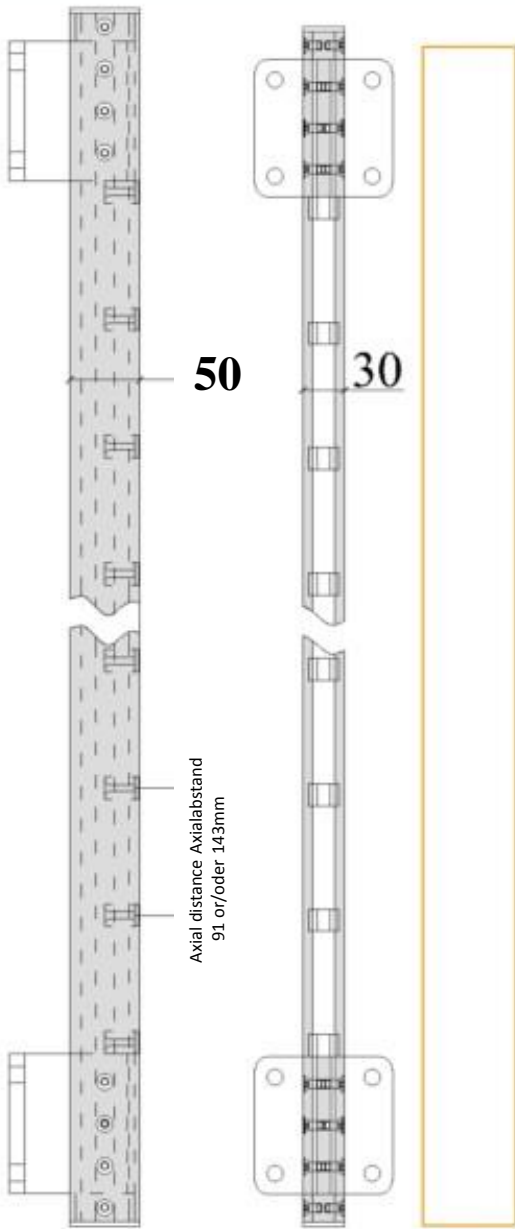
49- 156/1/012

11. MODULE KIT 49/1 - 50/1



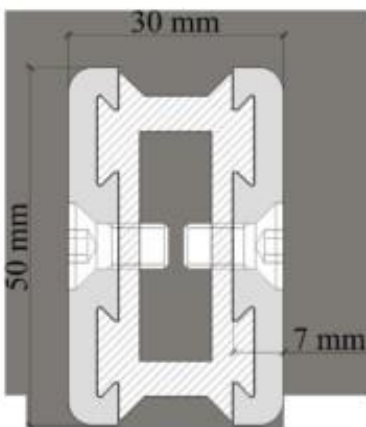
- 950- 48/30
- 950- 2718
- Glass triplex
- 950- 48/1/50/45
- 2600- 200/70/50
- 950- 102/100/10
- 950- 101/105
- 49- 203
- 49- 2952/H
- 950- 225 + 226
- 49- 156/7
- 49- 200/1

12. MODULE KIT 49 for sunbrakers



Code Nr	Description/Beschreibung	Unit	Qty/package
SYSTEM 49 / KIT 49 FOR SUNBRKERS ELEMENT 50 mm SLAT –AXIS 91 mm			
49- KIT SUN (50) 49 /H=3100mm	VERTICAL KIT 50* 7 INCLUDES THE FOLLOWING ACCESSORIES Kit 50*7 enthält 49- 202 pcs , 49-156/7 2 pcs 48-1-50 2 pcs 49- 227 / 91mm ,	PC	8
49- KIT SUN (50) 49 /H=3300mm		PC	8
49- KIT SUN (50) 49 /H=3600mm		PC	8
49- KIT SUN (50) 49 /H=3900mm		PC	8

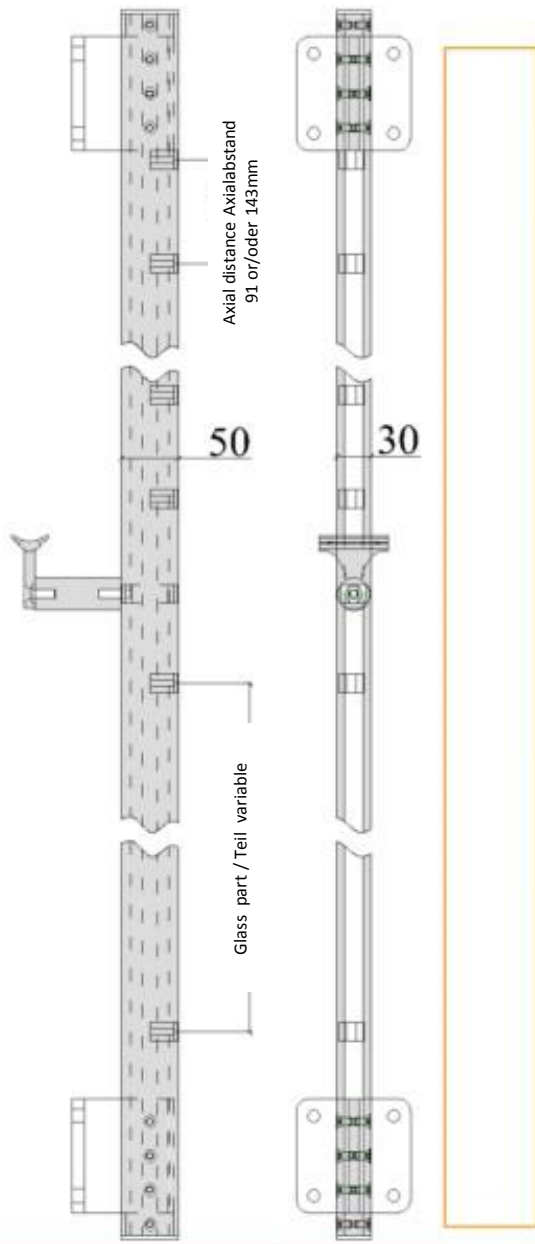
Code Nr	Description/Beschreibung	Unit	Qty/package
SYSTEM 49 / KIT 49 FOR SUNBRKERS ELEMENT 80 mm SLAT –AXIS 143 mm			
49- KIT SUN (80) 49 /H=3100mm	VERTICAL KIT 50* 7 INCLUDES THE FOLLOWING ACCESSORIES Kit 50*7 enthält 49- 202 2 pcs , 49- 156/7 2 pcs 48-1-50 2 pcs 49-227 /143mm	PC	8
49- KIT SUN (80) 49 /H=3300mm		PC	8
49- KIT SUN (80) 49 /H=3600mm		PC	8
49- KIT SUN (80) 49 /H=3900mm		PC	8



KIT 49 for sunbrakers with dimension 50 x 30 includes/enthält:

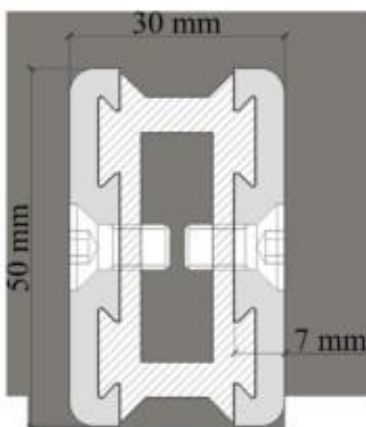
1. Endcap /Endkappe
2. Endcap/Endkappe cursor
3. Wall base/Wandanker
4. Cursor Wall base/Wandanker
5. Double plate / doppelt Platte 50 x 7
6. Cursor for slats

12. MODULE KIT 49 FOR SUNBRAKERS + RAILINGS



Code Nr	Description/Beschreibung	Unit	Qty/package
SYSTEM 49 / KIT 49 FOR SUNBRKERS+RAILINGS ELEMENT 50 mm SLAT –AXIS 91 mm			
49- KIT	VERTICAL KIT 50* 7 INCLUDES THE FOLLOWING ACCESSORIES Kit 50*7 enthält	PC	8
49- KIT	49- 200/3 2 pcs , 49- 156/7 2 pcs 48-1-50 2 pcs	PC	8
49- KIT	49- 164/1/78 1 pc 1300- 12/3 1 pc , 49- 203/ M8 1 pc 49-227/slat axis 91mm	PC	8
49- KIT		PC	8

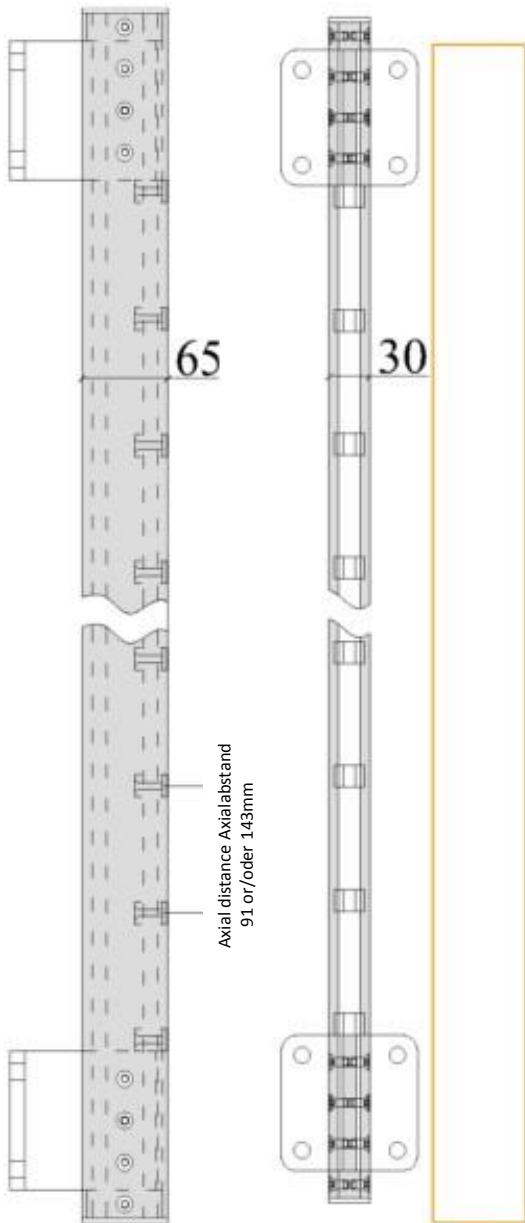
Code Nr	Description/Beschreibung	Unit	Qty/package
SYSTEM 49 / KIT 49 FOR SUNBRKERS+RAILINGS ELEMENT 50 mm SLAT –AXIS 143 mm			
49- KIT SUN + RAIL (80) 49/ H=3100mm	VERTICAL KIT 50* 7 INCLUDES THE FOLLOWING ACCESSORIES Kit 50*7 enthält	PC	8
49- KIT SUN + RAIL (80) 49/ H=3300mm	49- 200/3 2 pcs 49- 156/7 2 pcs 48-1-50 2 pcs	PC	8
49- KIT SUN + RAIL (80) 49/ H=3600mm	49- 164/1/78 1 pc 1300- 12/3 1 pc , 49- 203/ M8 1 pc 49-227/slat axis 143mm	PC	8
49- KIT SUN + RAIL (80) 49/ H=3900mm		PC	8



KIT 49 for Sunbrakers+RAILINGS with dimension 50 x 30 includes/enthält:

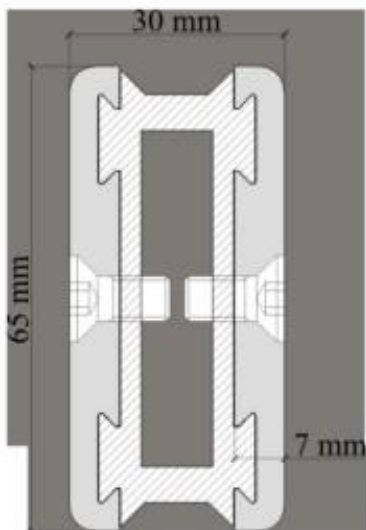
1. Endcap /Endkappe
2. Endcap/Endkappe cursor
3. Wall base/Wandanker
4. Cursor Wall base/Wandanker
5. Double plate / doppelt Platte 50 x 7
6. Cursor for slats
7. Side handrail holder (two parts)
8. Mobile cursor

13. MODULE KIT 50 FOR SUNBRAKERS



Code Nr	Description/Beschreibung	Unit	Qty/package
SYSTEM 49 / KIT 50 FOR SUNBRAKERS ELEMENT 80 mm SLAT -AXIS 91 mm			
49- KIT SUN (50) 50 /H=3100mm	VERTICAL KIT 65* 7 INCLUDES THE FOLLOWING ACCESSORIES Kit 65*7 enthält 49- 204/3 2 pcs , 49-156/8 2 pcs 48-3-65 2 pcs 49- 227 1pc / axis 91mm	PC	8
49- KIT SUN (50) 50 /H=3300mm		PC	8
49- KIT SUN (50) 50 /H=3600mm		PC	8
49- KIT SUN (50) 50 /H=3900mm		PC	8

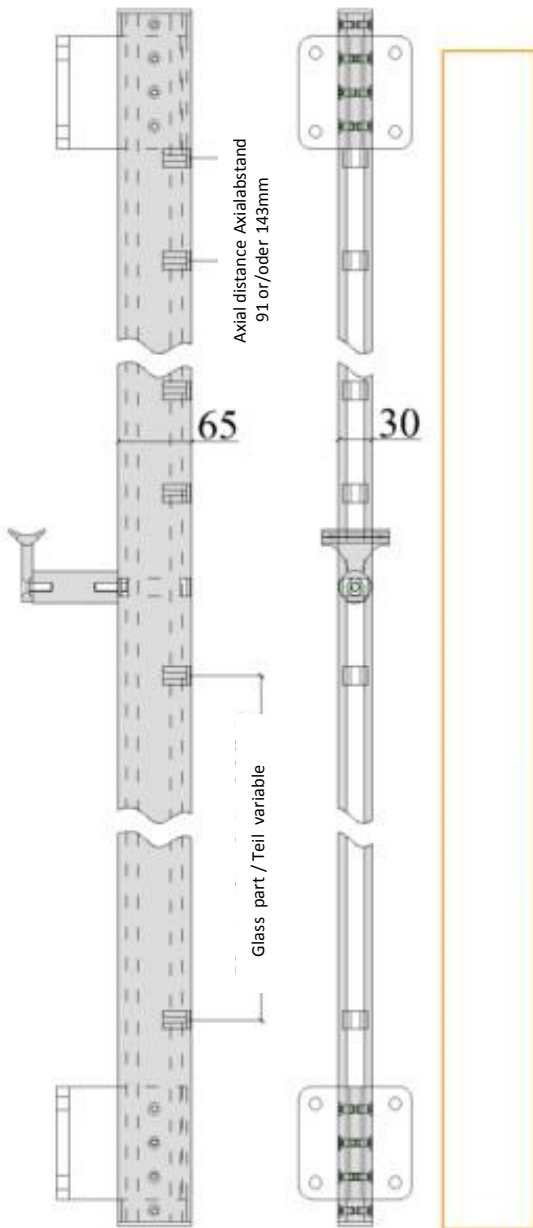
Code Nr	Description/Beschreibung	Unit	Qty/package
SYSTEM 49 / KIT 50 FOR SUNBRAKERS ELEMENT 80 mm SLAT -AXIS 143 mm			
49- KIT SUN (80) 50 /H=3100mm	VERTICAL KIT 65* 7 INCLUDES THE FOLLOWING ACCESSORIES Kit 65*7 enthält 49- 204/3 2 pcs , 49-156/8 2 pcs 48-3-65 2 pcs 49- 227 1pc / axis 143mm	PC	8
49- KIT SUN (80) 50 /H=3300mm		PC	8
49- KIT SUN (80) 50 /H=3600mm		PC	8
49- KIT SUN (80) 50 /H=3900mm		PC	8



KIT 50 for sunbrakers with dimension 65 x 30 includes/enthält:

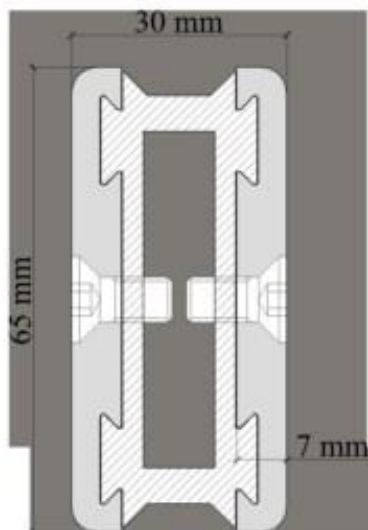
1. Endcap /Endkappe
2. Endcap/Endkappe cursor
3. Wall base/Wandanker
4. Cursor Wall base/Wandanker
5. Double plate / doppelt Platte 65 x 7
6. Cursor for slats

13. MODULE KIT 50 FOR SUNBRAKERS+ RAILINGS



Code Nr	Description/Beschreibung	Unit	Qty/package
SYSTEM 49 / KIT 50 FOR SUNBRAKERS ELEMENT 80 mm SLAT –AXIS 91 mm			
49- KIT	VERTICAL KIT 65* 7 INCLUDES THE FOLLOWING ACCESSORIES Kit 65*7 enthält	PC	8
49- KIT	49- 204/3 2 pcs , 49-156/8 2 pcs 48-3-65 2 pcs	PC	8
49- KIT	49- 164/1/78 1 pc 1300- 12/3 1 pc 49- 209/ M8 1 pc	PC	8
49- KIT	49- 227 1pc / axis 91mm	PC	8








Code Nr	Description/Beschreibung	Unit	Qty/package
SYSTEM 49 / KIT 50 FOR SUNBRAKERS ELEMENT 80 mm SLAT –AXIS 143 mm			
49- KIT SUN + RAIL (80) 50 /H=3100mm	VERTICAL KIT 65* 7 INCLUDES THE FOLLOWING ACCESSORIES Kit 65*7 enthält	PC	8
49- KIT SUN + RAIL (80) 50 /H=3300mm	49- 204/3 2 pcs , 49-156/8 2 pcs 48-3-65 2 pcs	PC	8
49- KIT SUN + RAIL (80) 50 /H=3600mm	49- 164/1/78 1 pc 1300- 12/3 1 pc 49- 209/ M8 1 pc	PC	8
49- KIT SUN + RAIL (80) 50 /H=3900mm	49- 227 1pc / axis 91mm	PC	8











KIT 50 for Sunbrakers+RAILINGS with dimension 65 x 30 includes/enthält:

1. Endcap /Endkappe
2. Endcap/Endkappe cursor
3. Wall base/Wandanker
4. Cursor Wall base/Wandanker
5. Double plate / doppelt Platte 50 x 7
6. Cursor for slats
7. Side handrail holder (two parts)
8. Mobile cursor









14. KIT: SUNBRAKERS / SUNBRAKERS + BALUSTRADES

Nr	Render	Code Nr	Description/Beschreibung	Unit	Qty/package
KIT 49 UNIVERSAL					
1		49- KIT 49 /H=3100mm	KIT 49 / 50*7 INCLUDES THE FOLLOWING ACCESSORIES Kit 50*7 enthält 49- 200 CURSOR 49- 203/120 49- 203 3pcs	PC	8
		49- KIT 49 /H=3300mm		PC	8
		49- KIT 49 /H=3600mm		PC	8
		49- KIT 49 /H=3900mm		PC	8
CURSORS FOR KIT 49					
2		49- 202	FIXING SUPPORT CURSOR FOR HANDRAIL SUPPORT OR ENDCAP KIT WITH PROFILE 50 MM	PC	150
3		49-203	SLIDING CURSOR FOR FIXING EXTERNAL ACCESSORY FOR KIT WITH PROFILE 50MM	PC	150
4		49- 203/M8	SLIDING CURSOR FOR FIXING EXTERNAL ACCESSORY FOR KIT WITH PROFILE 50MM WITH THREADING HOLE M8	PC	150
5		49- 203/200	BASEMENT CURSOR FOR KIT WITH PROFILE 50MM	PC	100
ENDCAPS FOR KIT 49					
6		49 - 48-1-50	CLOSING ENDCAP FOR KIT WITH PROFILE 50X7 MM	PC	100
BASES FOR KIT 49					
7		49-156-7	LATERAL BASEMENT 50 MM	PC	50

14. KIT FOR SUNBRAKERS + BALUSTRADES

Nr	Render	Code Nr	Description /Beschreibung	Unit	Qty/package
KIT 50 UNIVERSAL					
1		49- KIT 50 / H=3100mm	KIT 49 WITH PROFILE 50x7 WITH 2 SLIDING CHANNELS OPTIMIZED FOR SUN BRAKERS SYSTEM (COMPOSED BY 2 VERTICAL PROFILES 2 CLOSING PLUGS WITH RESPECTIVE CURSORS AND WITH 3 INTERNAL SLIDING CURSORS)	pc	8
		49- KIT 50 / H=3300mm		pc	8
		49- KIT 50 / H=3600mm		pc	8
		49- KIT 50 / H=3900mm		pc	8
CURSORS FOR KIT 50					
2		50- 206	FIXING SUPPORT CURSOR FOR HANDRAIL SUPPORT OR ENDCAP KIT WITH PROFILE 65 MM	pc	150
3		50-209	SLIDING CURSOR FOR FIXING EXTERNAL ACCESSORY FOR KIT WITH PROFILE 65 MM	pc	150
4		50- 209/M8	SLIDING CURSOR FOR FIXING EXTERNAL ACCESSORY FOR KIT WITH PROFILE 65 MM WITH THREADING HOLE M8	pc	150
5		50- 209/200	BASEMENT CURSOR FOR KIT WITH PROFILE 65MM	pc	100
BASEMENT FOR KIT 50					
6		50-156-8	LATERAL BASEMENT 65 MM	pc	50
UNIVERSAL CURSORS					
1		49-50-227	Sliding UNIVERSAL CURSORS FOR KIT WITH PROFILE 50 AND 65	pc	300
2		49-50-227/1	Sliding UNIVERSAL CURSORS FOR KIT WITH PROFILE 50 AND 65 WITH THREADING HOLE M5	pc	300

14. KIT FOR SUNBRAKERS + BALUSTRADES

Nr	Render	Code Nr	Description / Beschreibung	Unit	Qty/package	Qty/package
SUNBRAKER 50 * 21 without HPL & accessories						
1		900- 2982/2400	SUN BREAKERS ELEMENT 50x21	lm	14.4	
		900- 2982/3600		lm	21.6	
2		900 - 550/50	FIXING CURSOR FOR SUN BREAKERS 50x21MM COMPLETED WITH 2 SCREWS M5*5 INOX A2 DIN 916 AND 1 SCREW M5*30 INOX A2 DIN7991	pc		200
3		900- 48/2892 M+D	DOUBLE PLUG ELEMENT FOR SUNBREAKERS 50x21 WITHOUT HPL	pc		50
4		900- 280	ANGULAR CONNECTOR FOR SUN BREAKER ELEMENT	pc		50
SUNBRAKER 80 * 40 without HPL & accessories						
6		900- 3176/2400	SUN BREAKERS ELEMENT 80x40	ml	14.4	
		900- 3176/3600		ml	21.6	
7		900 - 550/50	FIXING CURSOR FOR SUN BREAKERS 50x21MM COMPLETED WITH 2 SCREWS M5*5 INOX A2 DIN 916 AND 1 SCREW M5*30 INOX A2 DIN 7991	pc		200
8		900- 48/3176 M+D	DOUBLE PLUG ELEMENT FOR SUN BREAKERS 80x40 WITHOUT HPL	pc		50
9		900- 280/1/3176	ANGULAR CONNECTOR FOR SUN BREAKER ELEMENT	pc		50

14. KIT FOR SUNBRAKERS + BALUSTRADES

Image-Bild	Code Nr	Description/Besreibung	Qty/package
	950-225+226	Holder /Halter Glass Profile-Guide /Führungsprofil 950-2717 & 950-2716	75
	950-101+102/100	Glass holder /Glasshalter 100mm for glass 12mm	75
	950- 133/11	Double Glass spider	20
	49-164/1/78	Distance holder /Abstand halter	100
	48-49-50-12 M4	Handrail support /Handlaufträger	150


15. MODULE : SUNBRAKERS + BALUSTRADES

49- SUNBRAKERS WITH KIT 49 & 50 /
SLAT 50 X 27 WITHOUT HPL

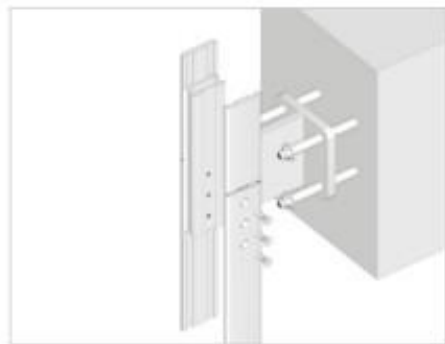


49- Corner welded / Ecke geschweißt

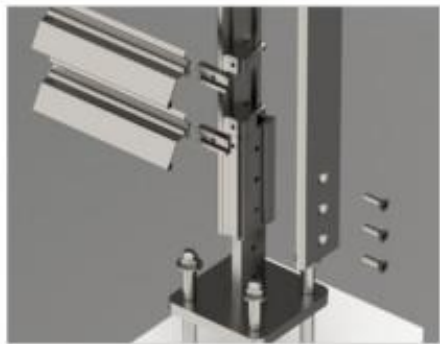
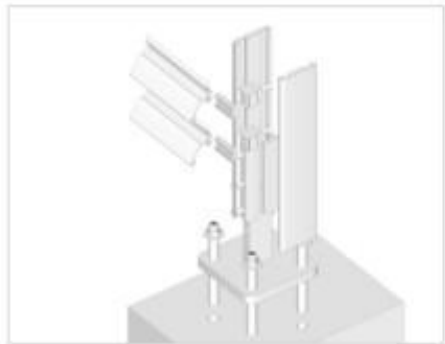
DETAIL A



DETAIL B



DETAIL C



15. MODULE : SUNBRAKERS + BALUSTRADES

49- Sunbraker / slat 50 X 27& balustrade with KIT 49 & 50




Corner welded /
Ecke geschweißt

DETAIL A



DETAIL B



DETAIL C



DETAIL D



15. MODULE : SUNBRAKERS + BALUSTRADES




KIT 49



15. MODULE : SUNBRAKERS + BALUSTRADES



15. MODULE : SUNBRAKERS + BALUSTRADES



15. MODULE : SUNBRAKERS + BALUSTRADES





Belmelken 3, 1618 SOFIA , BULGARIA

Tel +30 2310 641 747

Tel +30 6974 740 020

Fax +30 2310 664 004

e-mail: info@alfaergon.com

www.alfaergon.com